

# Residential Patio Covers & Carport Permit Submittal Checklist

Applications for construction of **Patio Covers** and **Carports** are reviewed by the Building and Inspection Services Division and Planning Division for compliance with applicable ordinances and design criteria and are required to be approved by these entities prior to issuance of a building permit. The following list of documents or information is required at the time of submission of application for permit:

- Completed City of Wheat Ridge **Permit Application** form containing the following:
  - 
  - Property owner name, address and contact information
  - Contractor and subcontractor information (*A contractor currently licensed with the City of Wheat Ridge, possessing a minimum Class 3 license, is required at the time of submission unless all work is performed by the property owner and that owner resides at the property currently and for a minimum of year from the date of completion of the project*)
  - Detailed description of work to be performed
  - Contract value of all work to be performed
  - Printed name and signature of individual submitting application
- A copy of the **Property Deed** or other document(s) verifying residency/ownership *may* be required prior to acceptance of an application or issuance of a permit
- An **Improvement Location Certificate (ILC)** or an **Improvement Survey Plat (ISP)** or a **Site Plan** as described below
- Two (2) sets of minimum **11” x 17” construction plans\*** containing:
  - **Site Plan** – must be “to scale” and be an accurate depiction of the site based on available survey information including scale, north arrow, property line locations, identification of streets and alleys, and all existing and proposed improvements including structures, fences, etc. Site plan should also depict means of access to structure and materials used to construct that access
  - **Architectural Elevations** - must be “to scale” and accurately depict all proposed elevations including materials to be used and measurements to top of ridge and midpoint of roof
  - **City of Wheat Ridge Patio Covers & Carport Building Guide or Structural plan(s)** which provide information related to foundation/anchoring system, framing, and any miscellaneous structural components
  - **Detail drawings** of systems and components (i.e. plumbing, electrical, etc.) as necessary to facilitate review

**\*\*Carports are required to be open on at least two sides. Carports that are not open on at least two sides are classified as garages and are subject to compliance with all requirements for garages.\*\***

**\*\*APPLICATIONS THAT ARE INCOMPLETE OR LACKING SUBMITTAL DOCUMENTS WILL NOT BE ACCEPTED BY THE BUILDING DIVISION.\*\***



# Building Guide

Colorado Chapter of the International Code Council

## Single Family Residential Patio Covers & Carports

### How to Use this Guide

Check with your jurisdiction regarding type of submittal (paper or electronic) and for additional requirements. Draw to scale and complete the following (hint: use graph paper with  $\frac{1}{4}$ " squares. Example:  $\frac{1}{4}$ " = 1').


**1 Complete this Building Guide** by filling in the blanks on page two, and indicating which construction details will be used.

**2 Provide 2 Plot Plans** (site plan) showing dimensions of your project or addition and its relationship to existing buildings or structures on the property and the distance to existing property lines drawn to scale. See Page 2

**3 Fill out a building permit application.**

The majority of permit applications are processed with little delay. The submitted documents will help determine if the project is in compliance with building safety codes, zoning ordinances and other applicable laws.

The Colorado Chapter of the International Code Council is a professional organization seeking to promote the public health, safety and welfare to building construction. We appreciate your feedback and suggestions, please write to the Colorado Chapter of the International Code Council, P.O. Box 961, Arvada, CO 80001. This building guide can be found on Colorado Chapter of the International Code Council website at: <http://www.coloradochaptericc.org>

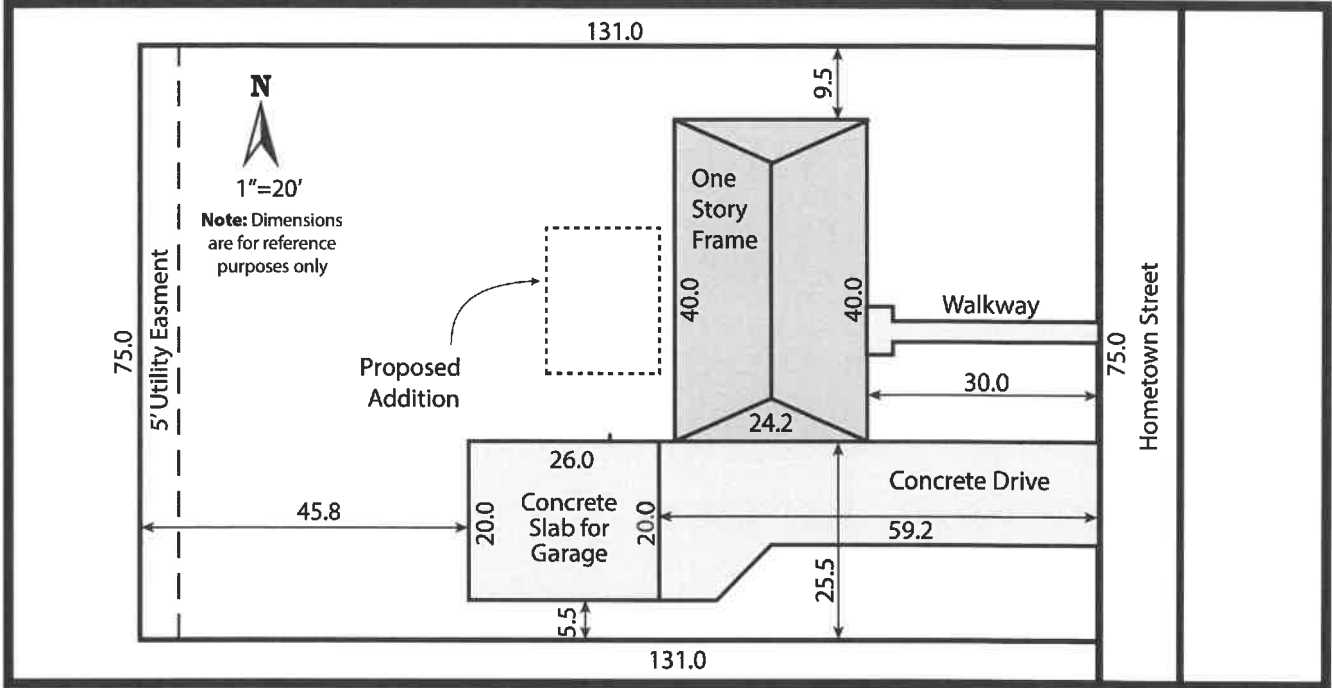


This handout was developed by the Colorado Chapter of the International Code Council as a basic plan submittal under the 2018 International Residential Code. It is not intended to cover all circumstances. Check with your Department of Building Safety for additional requirements.



# Single Family Residential Patio Covers & Carports

## Site Plan Example



Note: Manufactured homes require independent/self supported patio structure

For all details on page 4 - Notches on cantilevered portions of rafters are permitted provided the dimension of the remaining portion of the rafter is not less than 3 1/2 inches (89mm) and the length of the cantilever does not exceed 24 inches ( 610mm)

This handout was developed by the Colorado Chapter of the International Code Council as a basic plan submittal under the 2018 International Residential Code. It is not intended to cover all circumstances. Check with your Department of Building Safety for additional requirements.



# Single Family Residential Patio Covers & Carports

## Directions

Address: \_\_\_\_\_

1. Fill in the blanks with dimensions and materials which will be used to build the structure. Please print legibly.
2. Indicate in the check boxes which details from page 4 will be used. Please note if any of the sides of your carport addition are closer than 5'-0" to the property line, that side of the carport must be enclosed with a solid 1 hour fire rated wall as shown in Alternate Details B and C. You must however, keep at least two sides of the carport open to conform to the building code requirements. Zoning approval is required.
3. Roofing to be installed per manufacturer's instructions, including low slope application and required inspections made.

**Roof covering** \_\_\_\_\_  
(example: Class A 3 tab shingles)

**Underlayment** \_\_\_\_\_  
(example: 15# felt with 19" laps)

**Size and Amount of Lags** \_\_\_\_\_  
(example: Two 1/2"x 4 1/2" lags @ 16" O.C.)

**Sheathing** \_\_\_\_\_  
(example: 1/2" exterior plywood)

**12 pitch** \_\_\_\_\_

**2x \_\_\_\_\_ rafters spaced \_\_\_\_\_" O.C.**  
(example: 2 x 8 rafters spaced 24" O.C.)

**Note:** Walls, posts, and overhangs closer than 5' to the property line to be 1hr. rated

No closer than 2 feet to property line

Beam splices to occur over posts with 1 1/2" bearing

( ) "x" beam  
(example: (2) 2"x10")

**Span** \_\_\_\_\_  
(example: 12' 0")

**Siding** \_\_\_\_\_  
(for Alternate B only)

"x" posts spaced \_\_\_\_\_ apart  
(example: 4"x4" spaced 6')

**Footing** "x" \_\_\_\_\_  
(for Alternate C only)

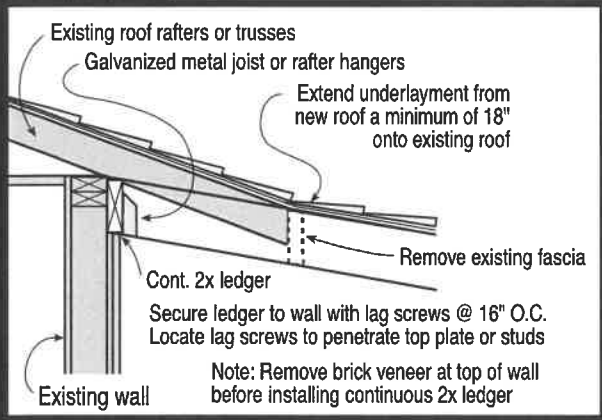
**Patio Section**

This handout was developed by the Colorado Chapter of the International Code Council as a basic plan submittal under the 2018 International Residential Code. It is not intended to cover all circumstances. Check with your Department of Building Safety for additional requirements.

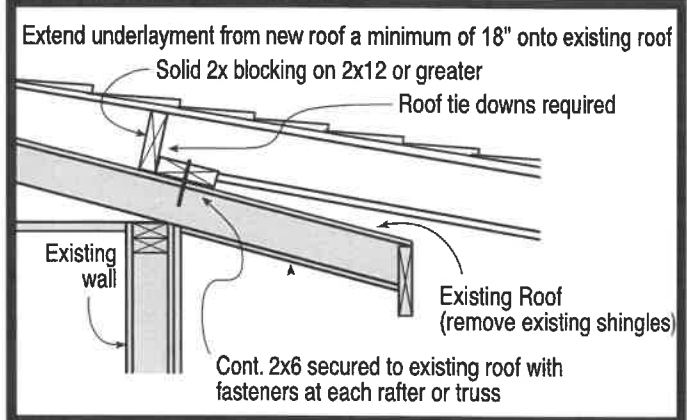


# Single Family Residential Patio Covers & Carports

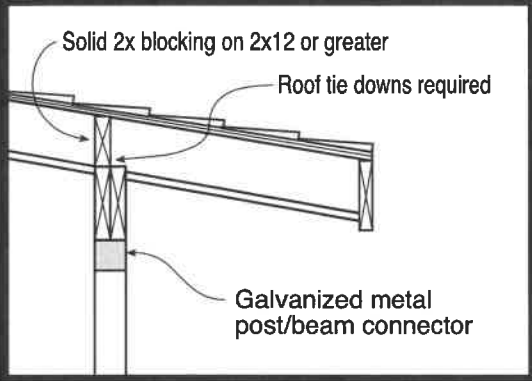
## Detail A



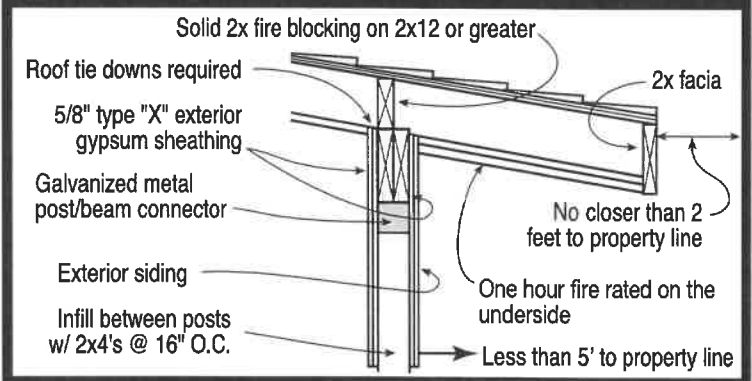
## Alternate Detail A



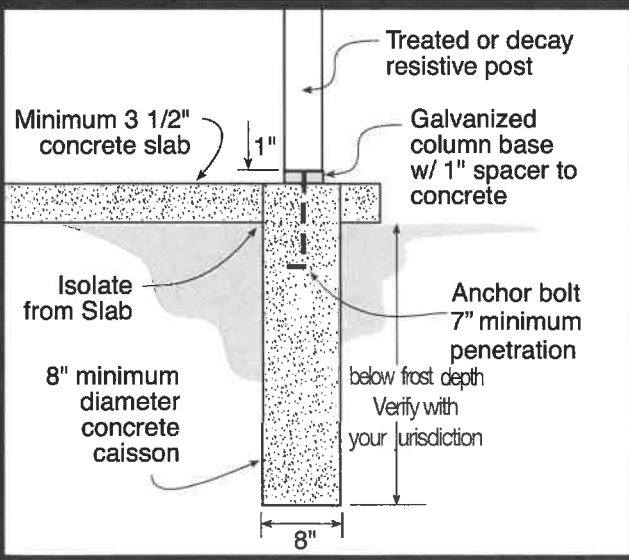
## Detail B



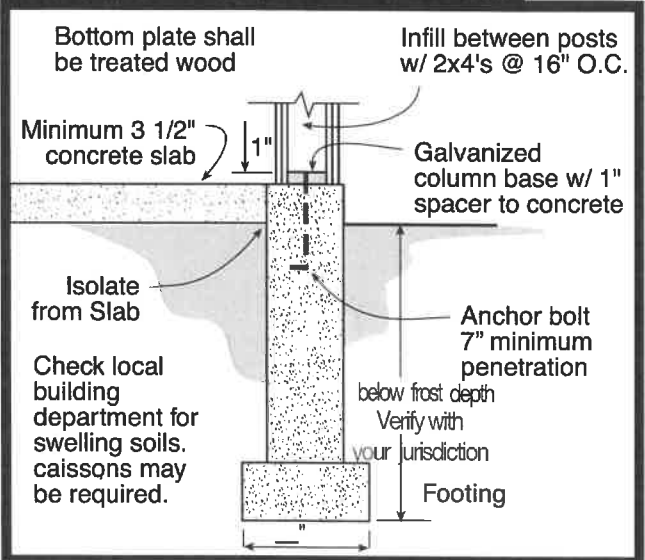
## Alternate Detail B - 1 Hour Wall



## Detail C



## Alternate Detail C - 1 Hour Wall



This handout was developed by the Colorado Chapter of the International Code Council as a basic plan submittal under the 2018 International Residential Code. It is not intended to cover all circumstances. Check with your Department of Building Safety for additional requirements.

